

Automotive SPICE 4.1 Draft and Yellow Print Guidelines: Evolution Instead of Revolution

Webinar on June 9, 2026 by juergen.schmied@processfellows.de



Agenda

- Overview of PAM updates
- Examples of Guideline updates
- Summary

Disclaimer:

- This presentation does not include all the changes, but rather a selection of changes that the presenter finds most interesting.
- This presentation was prepared using only draft versions. All documents were used as they were available to the public on May 28, 2026. The final versions of the documents may differ from these!



Automotive SPICE® is NOT a lifecycle model

The Shift: The term „life cycle“ has been entirely removed from process categories.

- Before: Primary life cycle processes, etc.
- After: Primary processes, etc.

The Rationale: Removing „life cycle“ directly reduces confusion with classic life cycle models.

The Benefit: This intentionally **makes the ASPICE** (process assessment) model **more flexible** to be used in conjunction with all kind of life cycle models (e.g. agile frameworks).

A PAM is NOT a Lifecycle Model

- A Process Assessment Model (PAM) specifies process requirements (level of WHAT by abstracting from HOW level)
- PAM groups a set of coherent and related characteristics of a particular technical topic and calls it 'process'. In different terms, a process in a PAM represents a 'distinct conceptual silo'.

In this respect, a PAM ...

- neither predefines, nor discourages, any order in which PAM processes or Base Practices are to be performed
- does not predefine any companies' product structure
- is not supposed to represent a product element hierarchy either

Nevertheless, Automotive SPICE® requires that "consistency" shall be ensured!

- Consequently, a new PAM version does not necessarily lead to significant change in companies' standard processes.
- **Automotive SPICE® is a process assessment model (i.e. a method to measure process capability) and not a standard process!**

Remark: This idea of „a PAM is NOT a life cycle model“ is not new, but this change supports clarity!

(see slide from intacs Process Expert training)

SYS.1 demands a two-step stakeholder approach



The core change:

The early development phases are strengthened. Elicitation of stakeholder expectations is no longer a single action; it is an explicit two-step requirement.

Identify Stakeholders



Obtain Expectations



Transparency of requirements status

SPICE 4 CARS PROCESS FELLOWS Automotive SPICE 4.0

SYS.1 Requirements Elicitation

PROCESS PURPOSE
The purpose is to gather, analyze, and track evolving stakeholder needs and requirements throughout the lifecycle of the product and/or service to establish a set of agreed requirements.

PROCESS OUTCOMES

- O1 continuing communication with the stakeholder is established;
- O2 Stakeholder expectations are understood, and requirements are defined and agreed.
- O3 Stakeholder requirements changes arising from stakeholder needs are analyzed to enable associated risk assessment and impact management.
- O4 Determination of stakeholder requirements status is ensured for all affected parties.

BASE PRACTICES

- BP1 Obtain stakeholder expectations and requests. (01)
- BP2 Agree on requirements. (02)
- BP3 Analyze stakeholder requirements changes. (03)
- BP4 Communicate requirements status. (01, 04)

OUTPUT INFORMATION ITEMS

- 15-51 Analysis results (03)
- 15-52 Communication evidence
- 17-00 Requirement (02)

SPICE 4 CARS PROCESS FELLOWS Automotive SPICE 4.1 DRAFT

SYS.1 Requirements Elicitation

PROCESS PURPOSE
The purpose is to gather, analyze, and track evolving stakeholder needs and requirements throughout the lifecycle of the product and/or service to establish a set of agreed requirements.

PROCESS OUTCOMES

- O1 Relevant stakeholders are identified.
- O2 Continuing communication with the stakeholder is established.
- O3 The stakeholder expectations are understood, and the requirements derived from them are defined and agreed upon.
- O4 The stakeholder requirements changes arising from stakeholder needs are analyzed to enable associated risk assessment and impact management.
- O5 The status of each stakeholder requirement is transparent for all affected parties.

BASE PRACTICES

- BP1 Identify stakeholders and obtain their expectations and requests. (01, 02)
- BP2 Agree on the requirements. (03)
- BP3 Analyze the stakeholder requirements changes. (04)
- BP4 Communicate the requirements' status. (02, 05)

OUTPUT INFORMATION ITEMS

- 15-51 Analysis results (04)
- 15-52 Communication evidence

Overall: Stronger orientation towards collaboration.



Excursus: SPICE4CARS.COM

Concept of SPICE4CARS:
Linkedin Article:



Goals:

- **Easy to use** and
- **comfortable access** to SPICE models
- **relevant for Automotive** Industry

- Providing **added value** via “knowledge nuggets” associated with SPICE model elements, examples:
 - Short explanations of terms or principles
 - Short presentations introducing a topic
 - Webinars, white papers

Some more details:

- Mobile friendly implementation (install it as a web app on your cell phone)
- Approx. 500 mapped SPICE model elements
- Context specific full text search
- Embedded glossary and output information items

The screenshot shows the SPICE4CARS interface. At the top, there are logos for SPICE4CARS and Process Fellows, along with a status bar indicating "Automotive SPICE 4.1 DRAFT". The main content area is titled "SYS.1 Requirements Elicitation" and features a search icon. Below the title, there is a section for "Linked Knowledge Nuggets" with a yellow highlight. This section lists several articles with blue arrows and back icons, such as "AI supported requirements management" and "How do I bring levels to my requirement chaos?". The author of the first article is identified as Timo Karasch. A paragraph of text follows, discussing the challenges of requirements management. Below this, there is a list of items including "Webinar recording and slides". At the bottom, there are sections for "# PROCESS PURPOSE" and "# PROCESS OUTCOMES", with the first outcome being "O1 Relevant stakeholders are identified."

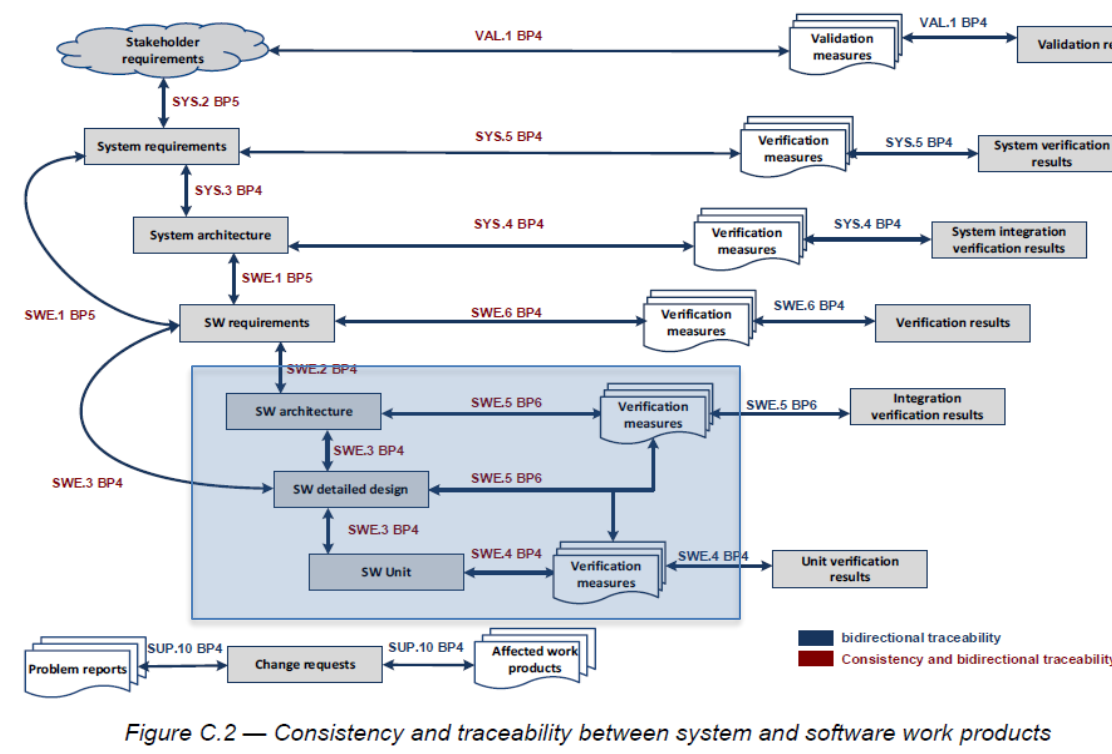
Graphical visualization of Traceability optimized

ASPICE 4.1 DRAFT

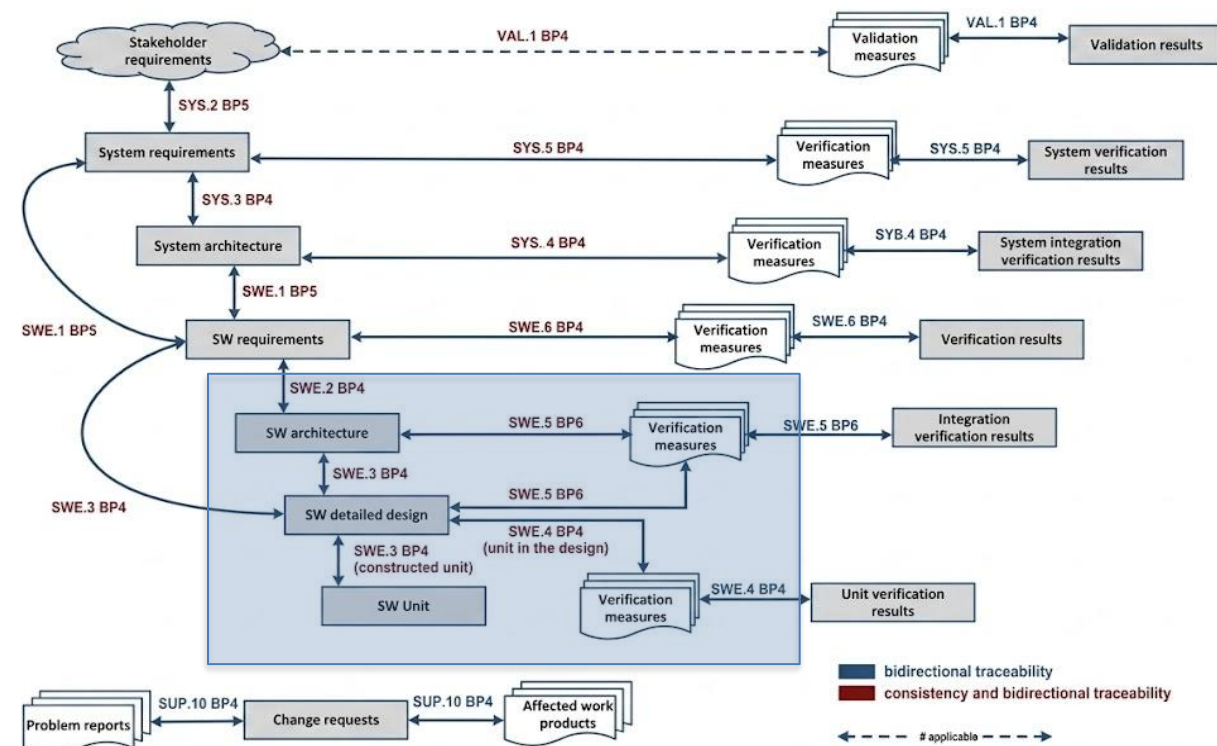


ASPICE 4.0

Annex C.5 Traceability and consistency



Annex C.4 Traceability and consistency



- The **graphical visualization** of traceability between SWE.2 – SWE.3 – SWE.4 – SWE.5 has been **optimized** to perfectly match the textual description of the associated Base Practices.
- Some SWE process outcomes related to Traceability / Consistency have been rewritten **without changing the meaning** but splitting the text into several process outcomes.

HWE.2 Update – P

Automotive SPICE 4.1 DRAFT

4.2 HWE.2 – Hardware Design

Refer to rationales in clause 3.5, clause 3.6.1 and clause 3.7.

Process ID	HWE.2
Process name	Hardware Design
Process purpose	The purpose is to provide an analysed design, including dynamic aspects, that is consistent with the hardware requirements and suitable for manufacturing, and to derive production-relevant data.
Process outcomes	<ol style="list-style-type: none"> 1) A hardware architecture and hardware detailed design is developed that identifies the elements of the hardware and describes their behaviour as well as their interfaces, and the dynamic interactions of the hardware elements. 2) The hardware architecture and the hardware detailed design is analysed and the special characteristics are identified. 3) Consistency and bidirectional traceability are established between the hardware design and the hardware requirements. 4) Hardware production data including criteria for production test is derived from the hardware detailed design and communicated to all affected parties. 5) The hardware architecture, hardware detailed design and the special characteristics are agreed and communicated to all affected parties.



HWE.2 Hardware Design

PROCESS PURPOSE

The purpose is to provide an analyzed design consistent with the hardware requirements and to derive production-relevant data.

PROCESS OUTCOMES

- O1 A hardware architecture and hardware detailed design identifies the elements of the hardware and describes their interfaces, and the dynamic interactions of the hardware elements.
- O2 The hardware architecture and the hardware detailed design is analyzed, and the special characteristics are identified.
- O3 Consistency and bidirectional traceability are established between the hardware requirements and hardware design.
- O4 Hardware production data is derived from the hardware detailed design and communicated to all affected parties.
- O5 Information for production test is derived from the hardware detailed design and communicated to all affected parties.
- O6 The hardware architecture and hardware detailed design and the special characteristics are agreed and communicated to all affected parties.

BASE PRACTICES

HWE.2 BP1: Specify the hardware architecture. Develop the

- O4 Hardware production data are derived from the hardware detailed design and communicated to all affected parties.
- O5 The hardware architecture and hardware detailed design and the special characteristics are agreed and communicated to all affected parties.

BASE PRACTICES

BP1 Specify the hardware architecture. (O1, O4)

- Where did the “Information for production test” outcome go?
- By the way: This is included in the new Hardware SPICE version.

HWE.2 Update – BP3 „Dynamic behavior“

O6 The hardware architecture and hardware detailed design and the special characteristics are agreed and communicated to all affected parties.

BASE PRACTICES

BP1 Specify the hardware architecture. (01, 04, 05)

BP2 Specify the hardware detailed design. (01, 04, 05)

BP3 Specify dynamic aspects. (01)

Evaluate and document the dynamic behavior of the relevant hardware elements and the interaction between them.
Note 5: Not all hardware elements have dynamic behavior that needs to be described.



BASE PRACTICES

BP1 Specify the hardware architecture. (01, 04)

BP2 Specify the hardware detailed design. (01, 04)

BP3 Specify the dynamic aspects of the hardware architecture and the hardware detailed design. (01)

Evaluate and document the dynamic behavior of the relevant hardware elements and the interaction between them.
Note 5: Not all hardware elements have dynamic behavior that needs to be described.



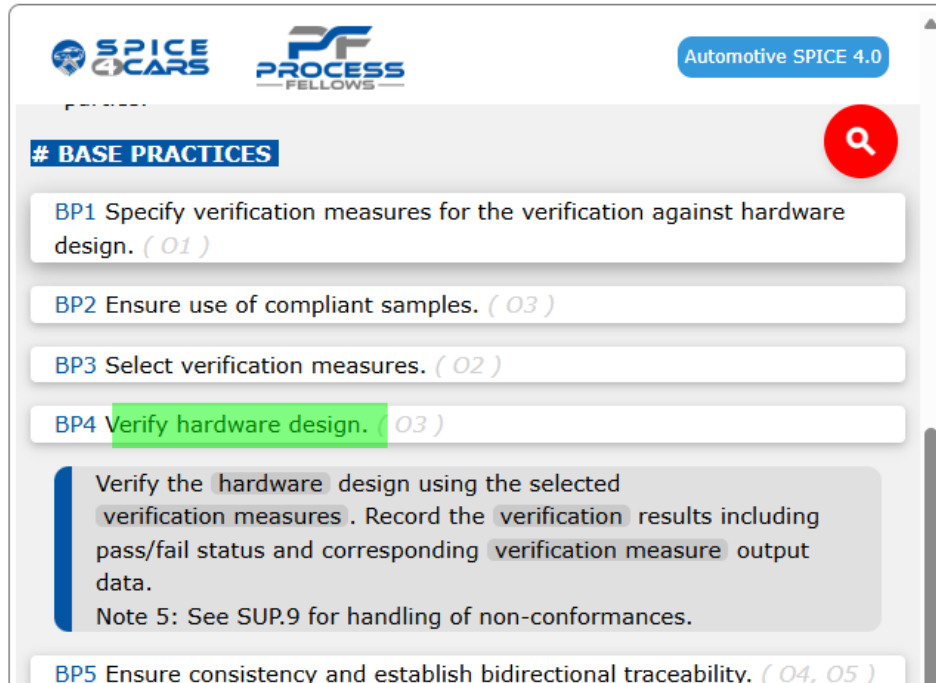
HWE.2.BP3:

- This is only a change of the Base Practice title, the detailed content remains the same.
- Still, the updated title makes it now clear, that dynamic behavior should be specified for HW architecture and detailed design.

Remark on Hardware SPICE:

- Like in the past, Hardware SPICE and Automotive SPICE are the same with regard to processes and their content like base practices.
- **The standalone Hardware SPICE model still offers unique added value!**
 - **With HWSPICE v3.0, notes on safety were added,**
 - **with the updated HWSPICE v4.0 newly added notes on security are provided.**

HWE.3 Updated BP4 „Verify (against) the hardware design“



SPICE 4.0 CARS PROCESS FELLOWS Automotive SPICE 4.0

BASE PRACTICES

BP1 Specify verification measures for the verification against hardware design. (01)

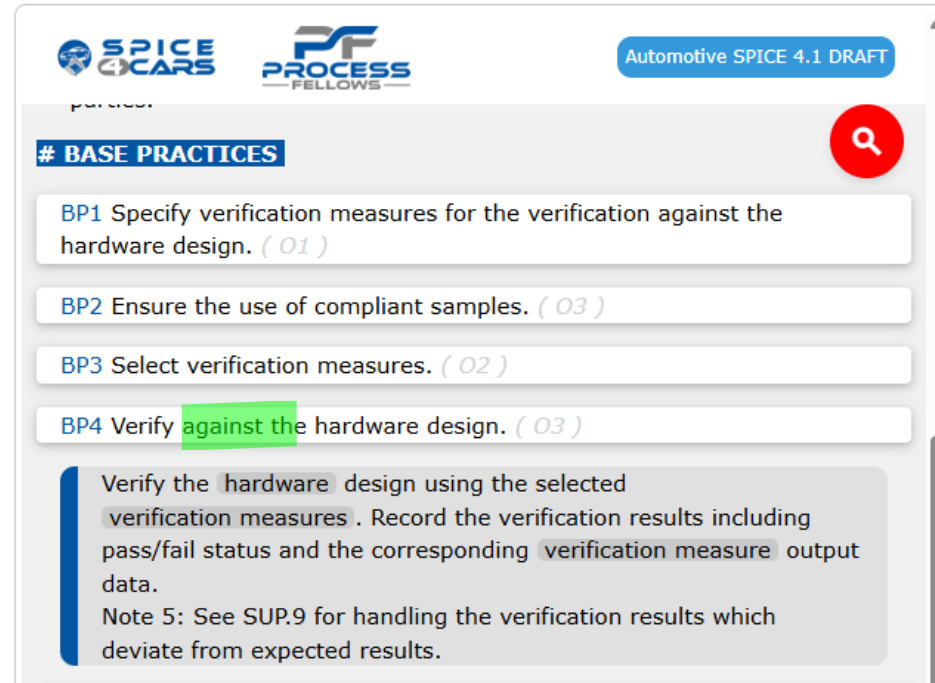
BP2 Ensure use of compliant samples. (03)

BP3 Select verification measures. (02)

BP4 **Verify hardware design.** (03)

Verify the hardware design using the selected verification measures . Record the verification results including pass/fail status and corresponding verification measure output data.
Note 5: See SUP.9 for handling of non-conformances.

BP5 Ensure consistency and establish bidirectional traceability. (04, 05)



SPICE 4.0 CARS PROCESS FELLOWS Automotive SPICE 4.1 DRAFT

BASE PRACTICES

BP1 Specify verification measures for the verification against the hardware design. (01)

BP2 Ensure the use of compliant samples. (03)

BP3 Select verification measures. (02)

BP4 Verify **against the** hardware design. (03)

Verify the hardware design using the selected verification measures . Record the verification results including pass/fail status and the corresponding verification measure output data.
Note 5: See SUP.9 for handling the verification results which deviate from expected results.

Remark:

- Although the detailed text in HWE.3.BP4 (ASPICE v4.1 draft) still talks about „Verify the hardware design ...“, the HWSPICE PAM 4.0 (draft) did update this already to „Verify ... against ...“

HWE.4 Updated Outcome 2 „Selection of“

SPICE 4 CARS PF PROCESS FELLOWS Automotive SPICE 4.0

HWE.4 Verification against Hardware Requirements

PROCESS PURPOSE
The purpose is to ensure that the complete hardware is verified to be consistent with the hardware requirements.

PROCESS OUTCOMES

- 01 Verification measures are specified for verification of the hardware against the hardware requirements.
- 02 Verification measures are selected considering criteria, including criteria for regression verification .
- 03 Verification is performed, if applicable on production data compliant samples, using the selected verification measures , and verification results are recorded.
- 04 Consistency and bidirectional traceability are established between verification measures and hardware requirements.
- 05 Bidirectional traceability is established between verification measures and verification results.
- 06 Verification results are summarized and communicated to all affected parties.

SPICE 4 CARS PF PROCESS FELLOWS Automotive SPICE 4.1 DRAFT

HWE.4 Verification against Hardware Requirements

PROCESS PURPOSE
The purpose is to ensure that the complete hardware is verified to be consistent with the hardware requirements.


PROCESS OUTCOMES

- 01 Verification measures are specified for the verification of the hardware against the hardware requirements.
- 02 Verification measures are selected according to the release scope considering criteria, including the criteria for the regression verification .
- 03 The verification is performed, if applicable on production data compliant samples, using the selected verification measures , and the verification results are recorded.
- 04 Consistency and bidirectional traceability are established between the verification measures and the hardware requirements.
- 05 Bidirectional traceability is established between the verification measures and the verification results.
- 06 The verification results are summarized and communicated to all affected parties.

Remark:

- Although this process outcome was changed, the related Base Practice did consider the release scope already in the old version!

Machine Learning Engineering: MLE.1



Examples of data characteristics moved into note.

BP1 Specify ML requirements. (01)

Use the software requirements and the software architecture to identify and specify functional and non-functional ML requirements, as well as ML data requirements specifying data characteristics (e.g., gender, weather conditions, street conditions within the ODD) and their expected distributions.

Note 1: Non-functional requirements may include relevant characteristics of the ODD and KPIs as robustness, performance, and level of trustworthiness.

Note 2: The ML data requirements are input for SUP.11

Machine Learning Data Management but also for other MLE processes.

Note 3: In case of ML development only, stakeholder requirements represent the software requirements.

BP1 Specify the ML requirements. (01)

Use the software requirements and the software architecture to identify and specify the functional and non-functional ML requirements, as well as the ML data requirements specifying the data characteristics and their expected distributions.

Note 1: Non-functional requirements may include relevant characteristics of the ODD and aspects such as robustness, performance, and level of trustworthiness.

Note 2: The ML data requirements are input for SUP.11 Machine Learning Data Management but also for other MLE processes.

Note 3: In case of ML development only, stakeholder requirements represent the software requirements.

Note 4: Data characteristics can be, e.g., gender, weather conditions, street conditions within the ODD.

Machine Learning Engineering: MLE.2



Resource Consumption Objectives merged into MLE.2.BP3:

Mirroring the SWE.2 Software Architecture approach as already implemented in ASPICE v4.0.

Consequence: One BP less in MLE.2 (v4.1 draft)

SPICE 4 CARS PROCESS FELLOWS Automotive SPICE 4.0

BASE PRACTICES

- BP1 Develop ML architecture. (01)
- BP2 Determine hyperparameter ranges and initial values. (02)
- BP3 Analyze ML architectural elements. (03)
- BP4 Define interfaces of the ML architectural elements. (04)
- BP5 Define resource consumption objectives for the ML architectural elements. (05)
- Determine and document the resource consumption objectives for all relevant ML architectural elements during training and deployment.
- BP6 Ensure consistency and establish bidirectional traceability. (06)
- BP7 Communicate agreed ML architecture. (07)

OUTPUT INFORMATION ITEMS

- 15-51 Analysis results (01, 03)

SPICE 4 CARS PROCESS FELLOWS Automotive SPICE 4.1 DRAFT

BASE PRACTICES

- BP1 Develop the ML architecture. (01)
- BP2 Determine the hyperparameter ranges and the initial values. (02)
- BP3 Analyze the ML architectural elements. (03)
- Analyze the ML architecture regarding relevant technical design aspects, and to support the project management regarding project estimates. Document the rationales for the ML architectural design decisions.
Note 3: Examples of technical design aspects are functionality, trustworthiness, explainability and resource consumption during training and deployment.
- Linked Knowledge Nuggets:
 - "Types of explainable AI (xAI)"
 - "What does trustworthiness mean?"
- BP4 Define the interfaces of the ML architectural elements. (04)
- BP5 Ensure consistency and establish bidirectional traceability. (05)
- BP6 Communicate the agreed ML architecture. (06)

Machine Learning Engineering: MLE.3



Definition expanded:
ML validation goes beyond
adjusting hyperparameters;
it now explicitly includes
changes to training or
validation data.

SPICE 4 CARS PROCESS FELLOWS Automotive SPICE 4.0

BASE PRACTICES

BP1 Specify ML training and validation approach. (01)

Specify an approach which supports the training and validation of the ML model to meet the defined ML requirements. The ML training and validation approach includes

- entry and exit criteria of the training and validation,
- approaches for hyperparameter tuning / optimization,
- approach for data set creation and modification, and
- training and validation environment

Note 1: The ML training and validation approach may include random dropout and other robustification methods.

Note 2: ML validation is the optimization of the hyperparameters during Machine Learning Training (MLE.3). The term "validation" has a different meaning than VAL.1.

Note 3: The training environment should reflect the environment of the deployed model.

Linked Knowledge Nuggets:
→ "Dropout in Machine Learning" <

SPICE 4 CARS PROCESS FELLOWS Automotive SPICE 4.1 DRAFT

BASE PRACTICES

BP1 Specify the ML training and validation approach. (01)

Specify an approach which supports the training and validation of the ML model to meet the defined ML requirements. The ML training and validation approach includes

- entry and exit criteria of the training and validation,
- approaches for the hyperparameter tuning / optimization,
- approach for the data set creation and modification, and
- the training and validation environment

Note 1: The ML training and validation approach may include random dropout and other robustification methods.



Note 2: ML validation is one step of optimizing the model. If the model performance does not meet expectations, hyperparameter values or training and validation data may be changed. The term "validation" has a different meaning than VAL.1.

Linked Knowledge Nuggets:
→ "Dropout in Machine Learning" <

Machine Learning Engineering: MLE.4



Pass/ fail criteria are now officially added to the ML test approach.

  Automotive SPICE 4.0



BP1 Specify an ML test approach. (01)

Specify an ML test approach suitable to provide evidence for compliance of the trained ML model and the deployed ML model with the ML requirements. The ML test approach includes

- ML test scenarios with distribution of data characteristics (e.g., gender, weather conditions, street conditions within the ODD) defined by ML requirements,
- distribution and frequency of each ML test scenario inside the ML test data set,
- expected test result per test datum,
- entry and exit criteria of the testing,
- approach for data set creation and modification, and
- the required testing infrastructure and environment setup.

Note 1: Expected test result per test datum might require labeling of test data to support comparison of output of the ML model with the expected output.

Note 2: Test datum is the smallest amount of data which is processed by the ML model into only one output. E.g., one image in photo processing or an audio sequence in voice recognition.

  Automotive SPICE 4.1 DRAFT

BP1 Specify an ML test approach. (01)

Specify an ML test approach suitable to provide evidence for compliance of the trained ML model and the deployed ML model with the ML requirements. The ML test approach includes

- ML test scenarios with distribution of data characteristics (e.g., gender, weather conditions, street conditions within the ODD) defined by ML requirements,
- the distribution and frequency of each ML test scenario inside the ML test data set,
- the expected test result per test datum,
- the pass/fail criteria of the testing,
- the entry and exit criteria of the testing,
- the approach for data set creation and modification, and
- the required testing infrastructure and environment setup.

Note 1: An expected test result per test datum might require the labeling of test data to support the comparison of the output of the ML model with the expected output.


Note 2: Test datum is the smallest amount of ML data which is processed by the ML model into only one output. E.g., one image in

Non Engineering processes refinements (1/2)



- **Change:** Process name renamed to remove „Management of...“. New name: „**Reuse of Products**“
- **Impact:** Shifts focus to actual, practical implementation of reuse.
- **Remark:** Beside the process name, no change of base practices.
- **Change:** Scope must be defined **and agreed**. Delivery must be **as per agreement**.
- **Impact:** Covers both, internal and external customers, heavily strengthening compliance and contractual rigor.
- **Change:** Explicitly requires **actions to prevent recurrence**.
- **Impact:** Sensibly **moved out of MAN.3 BP10 note** into core problem resolution.

Non Engineering processes refinements (2/2)



- **Change:** BP4 is now talking about „Define and monitor **adequately sized** work packages ...”
 - **Impact:** Monitoring is only possible if the work packages have first been defined in a meaningful and measurable way.
 - **Remark:** Although this is now emphasized in the BP 4, this was highlighted in the old guideline too.
- **Change:** New formulation of BP3 „Determine the risks by **analyzing** the probability, **consequences** and severity ...”
 - **Impact:** „Consequences” now included as a risk attribute! Beside this, some stylistic rephrasing.


Terminology Updates

Unfortunately, the definition of the term **“system”** was missing in ASPICE v4.0. The bug fix:

“A collection of interacting components organized to accomplish a specific function or set of functions within a specific environment.”

The term **“release”**:

- V4.0: A **physical** product delivered to a customer, including a defined set of functionalities and properties.
- V4.1 draft: A product delivered to a customer, including a defined set of functionalities and properties.
- **Small textual change with major practical effect:** This allows, e.g., cloud services, OTA updates or virtual products and services to be represented much better.

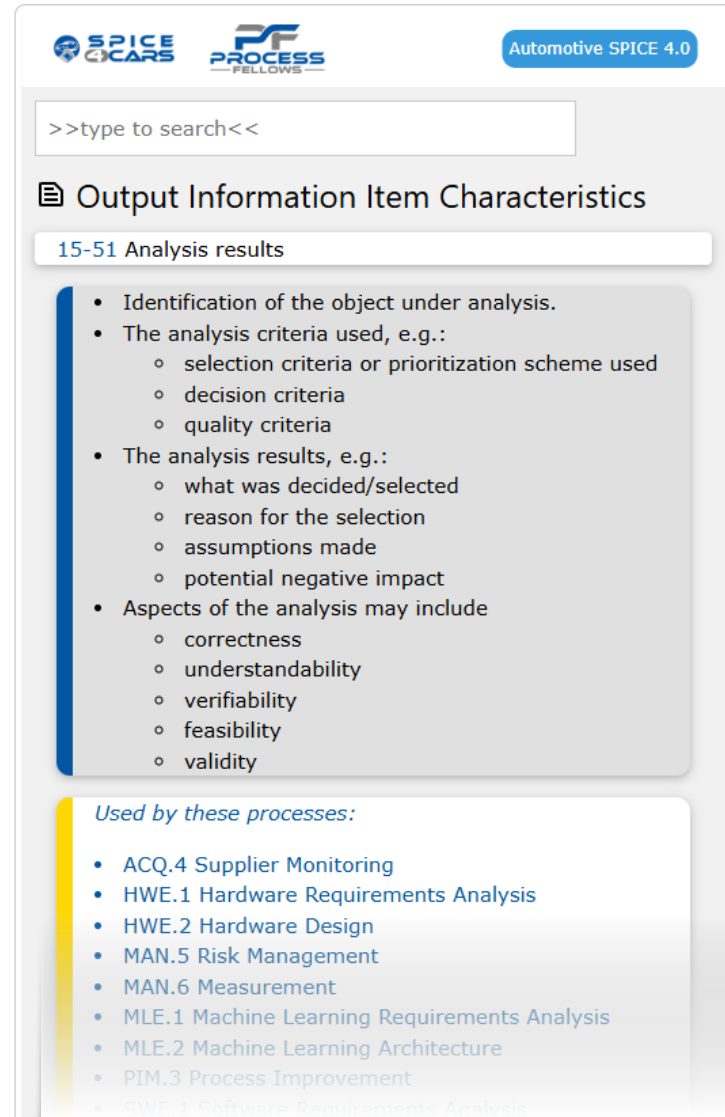


Information Items Restructured

Lot of work was invested into this PAM appendix (content and structure!)

Standardized short list of key aspects supports clarity:

- Items that it typically **identifies**
- Characteristics that can be **included**
- **Examples** of the characteristics
- **References** to norms, etc.



SPICE 4.0 CAR PROCESS FELLOWS Automotive SPICE 4.0

>>type to search<<

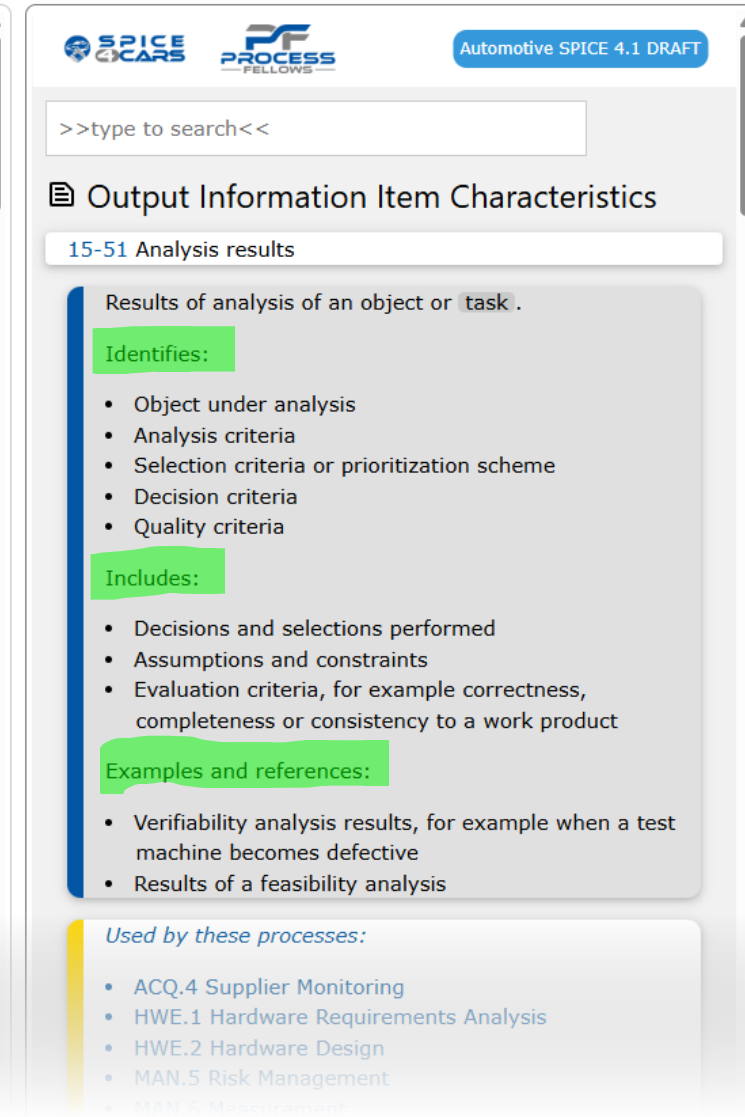
Output Information Item Characteristics

15-51 Analysis results

- Identification of the object under analysis.
- The analysis criteria used, e.g.:
 - selection criteria or prioritization scheme used
 - decision criteria
 - quality criteria
- The analysis results, e.g.:
 - what was decided/selected
 - reason for the selection
 - assumptions made
 - potential negative impact
- Aspects of the analysis may include
 - correctness
 - understandability
 - verifiability
 - feasibility
 - validity

Used by these processes:

- ACQ.4 Supplier Monitoring
- HWE.1 Hardware Requirements Analysis
- HWE.2 Hardware Design
- MAN.5 Risk Management
- MAN.6 Measurement
- MLE.1 Machine Learning Requirements Analysis
- MLE.2 Machine Learning Architecture
- PIM.3 Process Improvement
- SWE.1 Software Requirements Analysis



SPICE 4.0 CAR PROCESS FELLOWS Automotive SPICE 4.1 DRAFT

>>type to search<<

Output Information Item Characteristics

15-51 Analysis results

Results of analysis of an object or task.

Identifies:

- Object under analysis
- Analysis criteria
- Selection criteria or prioritization scheme
- Decision criteria
- Quality criteria

Includes:

- Decisions and selections performed
- Assumptions and constraints
- Evaluation criteria, for example correctness, completeness or consistency to a work product

Examples and references:

- Verifiability analysis results, for example when a test machine becomes defective
- Results of a feasibility analysis

Used by these processes:

- ACQ.4 Supplier Monitoring
- HWE.1 Hardware Requirements Analysis
- HWE.2 Hardware Design
- MAN.5 Risk Management
- MAN.6 Measurement

GP 2.1.1 „Objectives and Strategies“

Enhanced with a note giving concrete, practical examples from engineering / support processes.

GP 3.1.1 „Establish/ Maintain Standard Process“

V4.0: Suitable guidance

V4.1: Sufficiently detailed guidance

Impact: Superficial process descriptions are not acceptable!

Note 1: Process performance objectives are not identical to project goals, nor are they a repetition of process outcomes at capability level 1.

Examples:

- SUP.8: Max. ratio of configuration items in status "in work" at certain milestones before next delivery / release date
- SYS.2: End of req writing = release date - x weeks
- SWE.6: Test coverage of Functional Safety Requirements at baseline y is 100%
- SUP.10: all incoming CRs are analyzed within z days

Agenda

- Overview of PAM updates
- Examples of Guideline updates
- Summary



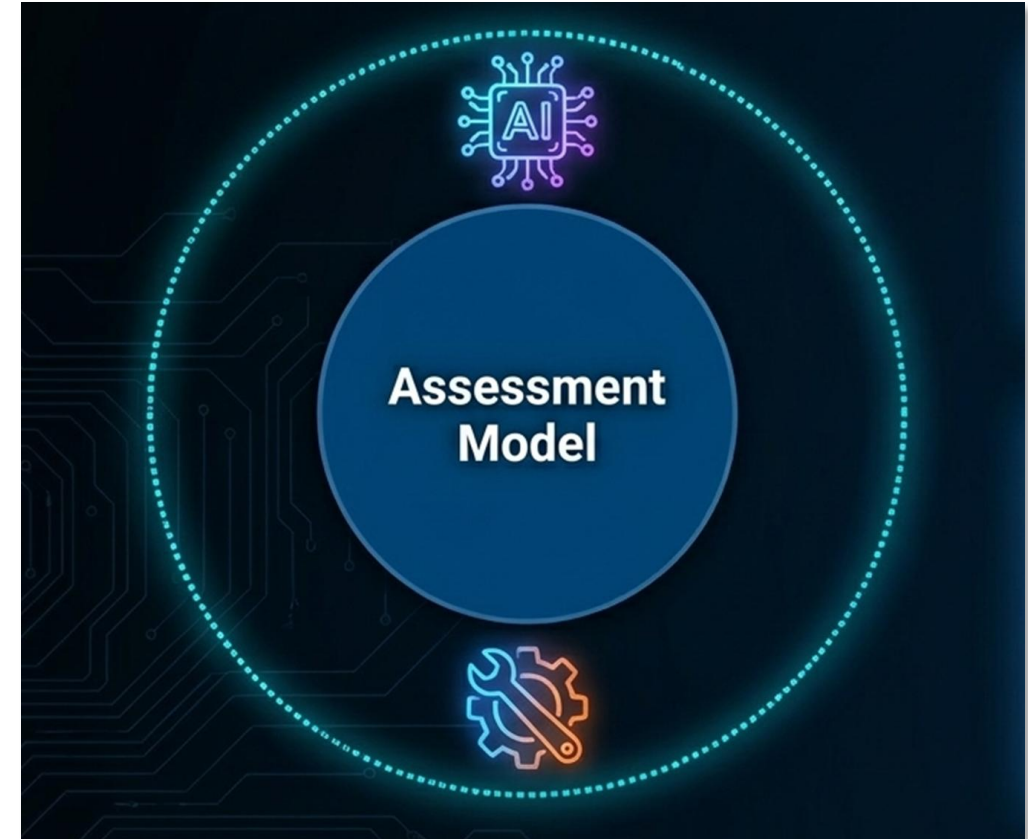
Guidance on assessment scope



- Deviation from the recommended VDA Scope must be explicitly and formally documented.
- Every process in scope must have been performed at least once by the organization/ project. Lack of evidence results in N rating, not an exclusion.
- Classifying a process as not applicable is strictly prohibited without direct, documented sponsor approval.

Birdseye View on Guideline Updates

- PAM size remains stable
- Guideline expanded by nearly 20% in page count
- Few crucial explanations moved from the PAM annex directly into the guideline (e.g., „affected party vs. involved party“, „measure vs. metric“).
- **Major additions to the guideline:**
 - AI Assistant Tools
 - Maintenance Scenarios
- Added Guidance on assessment scope





The Core Stance:

- ASPICE continues to assess the „WHAT“, not the „HOW“.
- **Using GenAI** for requirements, design, code, test (same for support/management processes) **is acceptable**, but comes with **guidance**!

The main rule:

- AI-generated outputs **cannot** be adopted blindly. They must be **evaluated and checked, if needed, manually corrected**.

Assessment Impact:

- Uncontrolled AI use guarantees downratings
- Prompts must be treated as configuration items
- Versioning of AI models and tool approval
- Manage the lifecycle, review status and integrity of automatically generated artifacts

SW Maintenance Scenarios

The Philosophy:

The Guideline recognizes maintenance as a highly assessment-relevant context without overburdening the PAM with new processes.



Guideline explains **aspects** relevant to successful execution of maintenance, e.g.

- Assessment with focus on **preparations for maintenance**
- Assessment with focus on product related **risk management for reused items** (using DEX and REU.2)



Summary

Key Takeaways

- ASPICE v4.1 does not contain structural changes.
- Most changes are minor grammatical / stylistic updates.
- Enhancements can be found in few processes, also in traceability diagram, and GP 2.1.1 and GP 3.1.1.
- Output information items have undergone a comprehensive update.
- Related PAMs:
 - No updates in ASPICE for Cybersecurity needed, latest version 2.0 remains compatible with ASPICE v4.1.
 - HW SPICE PAM was updated with additional cybersecurity notes.
- Updated guideline contains:
 - Several bugfixes to rules
 - Updated guidance on assessment scope
 - New chapter how to consider AI assisted tools
 - New chapter how to consider SW maintenance



Proposal Actionable Next Steps

1. Establish governance for AI-supported engineering
2. Review your current process definitions and decide to update them
 - with relevant Maintenance scenarios
 - with regard to changed ASPICE processes / BPs (e.g. SYS.1)

Thank you for listening!
Any questions?



Process Fellows GmbH | Schlegelleithe 8 | 91320 Ebermannstadt | GERMANY
Phone: +49 9194 3719 957 | Fax: +49 9194 3719 579
Website: www.processfellows.de | E-Mail: info@processfellows.de